

MORMUGAO MUNICIPAL COUNCIL
ACCOUNTS SECTION

Opening Balance as on 1.04.2018..... 357242186.00

STATEMENT OF RECEIPT AND PAYMENT FOR THE PERIOD FROM 01.04.2018 TO 31.03.2019

RECEIPT		PAYMENT	
REVENUE ACCOUNT		REVENUE ACCOUNT	
General (Revenue) Account Receipts		General (Revenue) Account Expenditure	
Assigned Revenue		Officers on common cadre	8785023.00
Octroi or Terminal Tax on Petrol	0.00	Salary to Municipal Staff	114710560.00
Income from Taxes		Travelling allowance and Leave travel concession	101849.00
Tax on House & Lands	29462985.00	Maint. Of furn., machinery & ors items	288649.00
Signboard, posters and Hourding Tax	1581757.00	Consumable stores	49625.00
Fair Tax	4874175.00	Acqun. Of computer & office mechnisation	223008.00
Dog Tax	0.00		
Realisations under Special Acts		Computer and Office stationery	148081.00
Income from Scheme/Grants share	0.00	Purchase of staff car	0.00
Cess (Admin Charges)	21785.00	Cost of printing forms	72918.00
Garbage Charges	766030.00	Xerox charges	7892.00
RTI Fees	14845.00	Uniforms allowances	836500.00
Revenue derived from Municipal Prop.		Medicine & tuition fees	809116.00
Rent of land & Buildings	17366019.00	Festival, Cycle, loans, Fun Advance	0.00
Income from Garden	32200.00	Welfare of employees	190781.00
Hire of Night Soil Tanker	176865.00	Refreshment for Official	48838.00
Income from Coconut Trees	0.00	Honorarium to President & Allowance to Councillors	3264300.00
Income from Markets	6372778.00	Publication & Advertisement (Postage)	219614.00
Licence fees (Trade)	5891974.00	Telephone charges	183013.00
Const, Reconst, Barracks, Comp. wall & ors.	27878536.00	Postage & Telegraph	47441.00
Hire of Hease Van	108007.00	Refreshment for Official Function	181558.00
Grants & Contributions		Remuneration to Community Organiser	192534.00
Pay & Allow to Common Cadre Off & DA to Mun. Staff	12072887.00		130361300.00
From Other sources		Pension & Gratuities	
General (Donation from private)	733200.00	Pension	12623653.00
Miscellaneous		Gratuity Payment	3103693.00
Interest from Municipal Investment	8745479.00	Contribution to provident Fund	15727346.00
Recovery from loans and Advance	0.00	Interest of GPF/CPF	0.00
Fines	12064564.00	Pension Reserve Fund / Leave Salary	398041.00
Sale proceeds of Old Stores	938.00	Survey Charges / Govt. Taxes	6740.00
Sale of Municipal Vehicles	0.00	Lighting	404781.00



23 OCT 2020



Birth and Death Certificate and Correction	594570.00		Illumination of Bldgs. And Ors.	511100.00	
Refunds and Recoveries	408176.00		Electric lights & fixtures for street light	0	
Non specified Income	1262835.00		Cost of energy utilised for buildings	458849.00	969949.00
Recoveries of Water Consumption Charges	24145.00		Rewards for destruction / Welfare of Wild Animals		
Transfer fees	4371245.00		Stray dogs	763800.00	763800.00
Notice Fees	2476.00		Public health & Convenience		
Other Items (NCC)	6003427.00		Works from Municipal Fund	1070862.00	
Warrant fees	174.00		Electricity Supply Bill (Sulabh/Urinary)	496820.00	
Income Certificate	140000.00		Expenses twds SBM (Donation)	2016300.00	
		33618029.00	Water Supply Bill (Bldg. / Mkt)	177473.00	3761455.00
			Supervision		
			Mosquito Abetment Programme	0.00	0.00
			General Conservancy		
			Purchase & Upkeep of motors and ors Vehicles	1319407.00	
			Petrol & Lubricants etc	3181334.00	4500741.00
			Special Conservancy Garage		
			Contingencies (Salary to Temporary workers)	12570143.00	12570143.00
			Public Gardens		
			Purchase of Materials	371652.00	
			Repairs to Building	3115.00	374767.00
			Public Works		
			Misc Subsidy & Training (Tours)	274574.00	
			Stores & equipment	164300.00	438874.00
			Public Instructions		
			Purchase of books, periodicals, exhlts & maintenance	27793.00	
			Contribution (Municipal High School)	60320.00	88113.00
			Miscellaneous		
			Expenses connection with Suits & procecuton	1338884.00	
			Insurance of Vehicles	351905.00	
			Unseen expenses	290207.00	1980996.00
Part A-		140972072.00	Part A-		171942265.00
CAPITAL ACCOUNTS			CAPITAL ACCOUNTS		
Capital Account receipts			Capital Account Expenditure		
Grants Receivable for Development Works	76671850.00		Expenditure on Development works (GIA, MSW)	14385606.00	
Interest on Grants	6207158.00				
Part B-		82879008.00	Part B-		14385606.00
SUSPENSE ACCOUNTS			SUSPENSE ACCOUNTS		




23 OCT 2020




Performance Guarantee	838440.00		Service Tax	4326841.00	
Cess	128166.00		Income Tax	0.00	
Service Tax	3498874.00		VAT	0.00	
Income Tax	5819.00		Subscriptions (Employees)	4974444.00	
VAT	0.00		Depreciation Fund	0.00	
Royalty	85674.00		E.M.D	57976.00	
Subscription (employees)	8245332.00		Security Deposits	301478.00	
Contribution (employer)	6490847.00		EPF	2733059.00	
Advance recoverable	852106.00		Contribution (Employer)	303304.00	
EPF	2714678.00		Royalty	26655.00	
EMD	629687.00		Provident Fund GPF/CPF	5071157.00	
Security deposits	719104.00		Performance Guarantee	44675.00	
Contribution to SRF	538287.00				
Interest on GPF/CPF/NPS	1472473.00				
	Part C-	26219487.00		Part C-	17839589.00
	(Part A+Part B+Part C)	250070567.00		(Part A+Part B+Part C)	204167460.00
				Closing balance as on 01.04.2019	403145293.00
		607312753.00			607312753.00


Opening Balance 357242186.00
Add : Total Receipts 250070567.00
607312753.00
Less : Total Payments 204167460.00
Closing Balance 403145293.00


CASHIER


ACCOUNTANT


23/10/2020
ATO


23/10/2020
ACAO


CHIEF OFFICER



AS per Books of Accounts

(17/10/20)
PATIL MANICKRAO S.
Chartered Accountant
Membership No. 028244



23 OCT 2020

MORMUGAO MUNICIPAL COUNCIL
VASCO-DA-GAMA

Income and Expenditure Statement for the period from 01/04/2018 to 31/03/2019

Schedule I-1 Tax Revenue (Code No.110)

Minor Code No.	Particulars	Current year Amount (Rs.)	Previous year Amount (Rs.)
1	2	3	4
110-01	Property tax	2,94,62,985.00	
110-02	Water tax	-	
110-03	Sewerage tax	-	
110-04	Conservancy tax	-	
110-05	Lighting tax	-	
110-06	Education tax	-	
110-07	Vehicle tax	-	
110-08	Tax on Animals	-	
110-09	Electricity tax	-	
110-10	Professional tax	-	
110-11	Advertisement tax (Signboard, Posters and Hoarding Tax)	15,81,757.00	
110-12	Pilgrimage tax	-	
110-51	Octroi & Toll (Octroi or Terminal Tax on Petrol)	-	
110-52	Cess	1,49,951.00	
110-80	Other taxes - Fair Tax	48,74,175.00	
	Sub-total	3,60,68,868.00	
110-90	Less Tax Remissions and Refund	-	
	Sub-total	-	
	Total tax revenue	3,60,68,868.00	

Schedule I-1(a) Remission and Refund of Taxes

Code No.*	Particulars	Current year Amount (Rs.)	Previous year Amount (Rs.)
1	2	3	4
	Property taxes		
	Octroi and toll		
	Cess Income		
	Advertisement tax		
	Others		
	Total refund and remission of tax revenues		

*Insert the detailed Codes of Account as applicable

Note : The totals of this Schedule should be equaling to the amount as per the total in Schedule I-1

Schedule I-2 : Assigned Revenues & Compensation (Code No.120)

Code No.	Particulars	Current year Amount (Rs.)	Previous year Amount (Rs.)
1	2	3	4
120-10	Taxes and Duties collected by others	3590367	
120-20	Compensation in lieu of Taxes / duties		
120-30	Compensations in lieu of Concessions		
	Total assigned revenues & compensation		

Schedule I-3 : Rental Income from Municipal Properties (Code No.130)

Code No.	Particulars	Current year Amount (Rs.)	Previous year Amount (Rs.)
1	2	3	4
130-10	Rent from Civic Amenities	-	
130-20	Rent from Office Buildings	1,73,66,019.00	
130-30	Rent from Guest Houses	-	
130-40	Rent from lease of lands	-	
130-80	Other rents	-	
	Sub-total	1,73,66,019.00	
	Less :		
130-90	Rent Remission and Refunds	-	
	Sub-total	-	



Chief Officer
Mormugao Municipal Council

23 OCT-2020

Total Rental Income from Municipal Properties	1,73,66,019.00
---	----------------

Schedule I-4 : Fees & User Charges (Code No.140)

Schedule I-4(a) : Fees & User Charges - Function wise

Code No.	Particulars	Current year Amount (Rs.)	Previous year Amount (Rs.)
1	2	3	4
	Municipal Body		
	Administration		
	Finance, Accounts, Audit		
	Election		
	Record Room		
	Estate		
	Workshop		
	Stores & Purchase		
	Census		
	Total Income from fees & User Charges - Function-wise		

Note :

Functions as applicable in the ULBs and on which fees and User Charges are raised shall be stated here. The total income from Fees & User Charges as per Schedule I-4 (a) shall tally with the total income from Fees & User Charges as per Schedule I-4(b).

Schedule I-4(b) : Fees & User Charges - Income head-wise (Code No.140)

Code No.	Particulars	Current year Amount (Rs.)	Previous year Amount (Rs.)
1	2	3	4
140-10	Empanelment & Registration Charges		
140-11	Licensing Fees	3,37,70,510.00	
140-12	Fees for Grant of Permit		
140-13	Fees for Certificate or Extract	7,34,570.00	
140-14	Development Charges		
140-15	Regularisation Fees		
140-20	Penalties and Fines	1,20,64,564.00	
140-40	Other Fees RTI Charges	14,845.00	
140-50	User Charges	67,96,252.00	
140-60	Entry Fees		
140-70	Service / Administrative Charges - Transfer Fees of Lease	43,71,245.00	
140-80	Other Charges - Income from Markets	61,01,978.00	
	Sub-total	6,41,56,964.00	
	Less :		
140-90	Rent Remission and Refunds	-	
	Sub-total	-	
	Total Income from Fees & User Charges - Income head-wise	6,41,56,964.00	

The total income from Fees & User Charges as per Schedule I-4(b) should tally with the total income from Fees & User Charges as per Schedule I-4(a)

Schedule I-5 : Sale & Hire Charges (Code No.150)

Schedule I-5(a) : Sale & Hire Charges - Function wise

Code No.	Particulars	Current year Amount (Rs.)	Previous year Amount (Rs.)
1	2	3	4
	Municipal Body		
	Administration		
	Finance, Accounts, Audit		
	Election		
	Record Room		
	Estate		
	Stores & Purchase		
	Workshop		
	Census		
	Total Income from Sale & Hire Charges - Function-wise		

[Signature]
Chief Officer
Mangalore Municipal Corporation



The total income from Sale & Hire Charges as per Schedule I-5(a) should tally with the total income from Sale & Hire Charges as per Schedule I-5(b)

23 OCT 2020

Schedule I-5(b) : Sale & Hire Charges - Income head-wise (Code No.150)

Detailed Code No.	Particulars	Current year Amount (Rs.)	Previous year Amount (Rs.)
-------------------	-------------	---------------------------	----------------------------

1	2	3	4
150-10	Sale of Products		
150-11	Sale of Forms & Publications		
150-12	Sale of stores & scrap	938	
150-30	Sale of Others		
150-40	Hire Charges for Vehicles	281872	
150-41	Hire Charges for Equipment		
	Total Income from Sale & Hire Charges - Income head-wise	285810	

The total income from Sale & Hire Charges as per Schedule I-5(b) should tally with the total income from Sale & Hire Charges as per Schedule I-5(a)

Schedule I-6 : Revenue Grants, Contributions & Subsidies (Code No.160)

Detailed Code No.	Particulars	Current year Amount (Rs.)	Previous year Amount (Rs.)
1	2	3	4
160-10	Revenue Grant	88744737	
160-20	Re-imburement of expenses	852106	
160-30	Contribution towards schemes	20176375	
	Total Revenue Grants, Contributions & Subsidies	10,97,73,218.00	

Schedule I-7 : Income from Investments - General Fund (Code No.170)

Code No.	Particulars	Current year Amount (Rs.)	Previous year Amount (Rs.)
1	2	3	4
170-10	Interest on Investments	87,45,479.00	
170-20	Dividend	-	
170-30	Income from projects taken up on commercial basis	-	
170-40	Profit in Sale of Investments	-	
170-80	Others	-	
	Total Income from Investments	87,45,479.00	

Schedule I-8 : Interest Earned (Code No.171)

Code No.	Particulars	Current year Amount (Rs.)	Previous year Amount (Rs.)
1	2	3	4
171-10	Interest from Bank Accounts	7679631	
171-20	Interest on Loans and Advances to Employees		
171-30	Interest on Loans to Others		
170-80	Other Interest		
	Total Interest Earned	7679631	

Schedule I-9 : Other Income (Code No.180)

Code No.	Particulars	Current year Amount (Rs.)	Previous year Amount (Rs.)
1	2	3	4
180-10	Deposits Forfeited	-	
180-11	Lapsed Deposits	-	
180-20	Insurance Claim Recovery	-	
180-30	Profit on Disposal of Fixed assets	-	
180-40	Recovery from Employees	4,08,176.00	
180-50	Unclaimed Refund / Liabilities	-	
180-60	Excess Provisions written back	-	
180-80	Miscellaneous Income - Non Specified Income	12,62,835.00	
180-80	Miscellaneous Income - Genral Donation	7,33,200.00	
180-80	Miscellaneous Income - Recovery from Loans Advances		
	Total Other Income	24,04,211.00	

Note :

Details of profit earned on Fixed Assets disposed shall be given for each of the class of fixed assets, to the extent possible, together with the details of the gross block of the assets held, depreciation provided on that and the value realised on disposition below Schedule



AP
Chief Officer
Mormugao Municipal Council

23 OCT 2020

Schedule I-10 : Establishment Expenses (Code No.210)

Schedule I-10(a) : Establishment Expenses - Function-wise

Code No.	Particulars	Current year Amount (Rs.)	Previous year Amount (Rs.)
1	2	3	4
	Municipal Body		

Schedule I-12 : REVENUE...

	Administration		
	Finance, Accounts, Audit		
	Election		
	Record Room		
	Estate		
	Stores & Purchase		
	Workshop		
	Census		
	Total Establishment expenses - Function-wise		

Note :

The total function wise expenses as per Schedule I-10(a) should tally with the total Establishment expenses as per Schedule I-10(b).

Schedule I-10(b) : Establishment Expenses - Expenditure head-wise (Code No.210)

Code No.	Particulars	Current year Amount (Rs.)	Previous year Amount (Rs.)
1	2	3	4
210-10	Salaries, Wages and Bonus	136258260	
210-20	Benefits and Allowances	1645616	
210-30	Pension	12623653	
210-40	Other Terminal & Retirement Benefits	14315994	
	Total Establishment Expenses - Expense head-wise	164843523	

Note :

The total function wise expenses as per Schedule I-10(b) should tally with the total Establishment expenses as per Schedule I-10(a).

Schedule I-11 : Administrative Expenses (Code No.220)

Schedule I-11(a) : Administrative Expenses - Function-wise

Code No.	Particulars	Current year Amount (Rs.)	Previous year Amount (Rs.)
1	2	3	4
	Municipal Body		
	Administration		
	Finance, Accounts, Audit		
	Election		
	Record Room		
	Estate		
	Stores & Purchase		
	Workshop		
	Census		
	Total Administrative expenses - Function-wise		

Note :

The total function wise expenses as per Schedule I-11(a) should tally with the total administrative expenses as per Schedule I-11(b).

Schedule I-11(b) : Administrative Expenses - Expenditure head-wise (Code No.220)

Code No.	Particulars	Current year Amount (Rs.)	Previous year Amount (Rs.)
1	2	3	4
220-10	Rent, Rates and Taxes	6,740.00	
220-11	Office Maintenance	2,88,649.00	
220-12	Communication Expenses	2,30,454.00	
220-20	Books & Periodicals	27,793.00	
220-21	Printing and Stationery	72,918.00	
220-21	Printing and Stationery - Computer	3,71,089.00	
220-30	Travelling & Conveyance	1,01,849.00	
220-40	Insurance	3,51,905.00	
220-50	Audit Fees	-	
220-51	Legal Expenses		
220-52	Professional and other Fees	13,38,884.00	
220-60	Advertisement and publicity	2,19,614.00	
220-61	Membership & Subscriptions	-	
220-80	Other Administrative Expenses - Honarium	32,64,300.00	
	Other Administrative Expenses - Refreshment for Officials	48,838.00	
	Other Administrative Expenses- Unseen Expenses	2,90,207.00	
	Other Administrative Expenses	43,61,388.00	
	Other Administrative Expenses	34,07,352.00	
	Total administrative Expenses - Expense head-wise	1,43,81,980.00	



[Signature]

**Chief Officer
Mormugao Municipal Council**

23 OCT 2020

Note :

The total function wise expenses as per Schedule I-11(b) should tally with the total administrative expenses as per Schedule I-11(a).

Schedule I-12 : Operations and Maintenance (Code No.230)

Schedule I-12(a) : Operations and Maintenance Expenses - Function-wise

Code No.	Particulars	Current year Amount (Rs.)	Previous year Amount (Rs.)
1	2	3	4
	Municipal Body		
	Administration		
	Finance, Accounts, Audit		
	Election		
	Record Room		
	Estate		
	Stores & Purchase		
	Workshop		
	Census		
	Total Operations & Maintenance expenses - Function-wise		

Note :

The total function wise expenses as per Schedule I-12(a) should tally with the total Operations & Maintenance expenses as per Schedule I-12(b).

Schedule I-12(b) : Operations & Maintenance - Expenditure head-wise (Code No.230)

Code No.	Particulars	Current year Amount (Rs.)	Previous year Amount (Rs.)
1	2	3	4
230-10	Power & Fuel	31,81,334.00	
230-20	Bulk Purchases	3,71,652.00	
230-30	Consumption of Stores	2,13,925.00	
230-40	Hire Charges	-	
230-50	Repairs & Maintenance - Infrastructure Assets	10,70,862.00	
230-51	Repairs & Maintenance - Civic Amenities	9,69,919.00	
230-52	Repairs & Maintenance - Buildings	3,115.00	
230-53	Repairs & Maintenance - Vehicles	13,19,407.00	
230-59	Repairs & Maintenance - Others		
230-80	Other Operating & Maintenance expenses		
	Total Operations & Maintenance - Expense head-wise	71,30,244.00	

Note :

The total function wise expenses as per Schedule I-12(b) should tally with the total Operations & Maintenance expenses as per Schedule I-12(a).

Schedule I-13 : Interest & Finance Charges (Code No.240)

Code No.	Particulars	Current year Amount (Rs.)	Previous year Amount (Rs.)
1	2	3	4
240-10	Interest on Loans from Central Government		
240-20	Interest on Loans from State Government		
240-30	Interest on Loans from Government Bodies & associations		
240-40	Interest on Loans from International Agencies		
240-50	Interest on Loans from Banks & Other Financial Institutions		
240-60	Other Interest		
240-70	Bank Charges		
240-80	Other Finance Expenses		
	Total Interest & Finance Charges		

Schedule I-14 : Programme Expenses (Code No.250)

Code No.	Particulars	Current year Amount (Rs.)	Previous year Amount (Rs.)
1	2	3	4
250-10	Election Expenses		
250-20	Own Programmes	1,81,558.00	
250-30	Share in Programmes of others		
	Total Programme Expenses	1,81,558.00	



[Signature]
Chief Officer
Mormugao Municipal Council

23 OCT 2020

Code No.	Particulars	Current year Amount (Rs.)	Previous year Amount (Rs.)
1	2	3	4
260-10	Grants (give details)	17569835	
260-20	Contributions (give details)	60320	
260-30	Subsidies (give details)		
	Total Revenue Grants, Contributions & Subsidies	17630155	

Schedule I-16 : Provisions & Write off (Code No.270)

Code No.	Particulars	Current year Amount (Rs.)	Previous year Amount (Rs.)
1	2	3	4
270-10	Provisions for Doubtful receivables		
270-20	Provision for other Assets		
270-30	Revenues written off		
270-40	Assets written off		
270-50	Miscellaneous Expense written off		
	Total Provisions & Write off		

Schedule I-17 : Miscellaneous Expenses (Code No.271)

Code No.	Particulars	Current year Amount (Rs.)	Previous year Amount (Rs.)
1	2	3	4
271-10	Loss on disposal of Assets		
271-20	Loss on disposal of Investments		
271-30	Decline in value of Investments		
271-80	Other Miscellaneous Expenses		
	Total Miscellaneous Expenses		

Schedule I-18 : Prior Period Items (Net) (Code No.280)

Code No.	Particulars	Current year Amount (Rs.)	Previous year Amount (Rs.)
1	2	3	4
	Income		
280-10	Taxes		
280-20	Other - Revenues		
280-30	Recovery of revenues written off		
280-40	Other income		
	Sub-Total Income (a)		
	Expenses		
280-50	Refund of Taxes		
280-60	Refund of Other - Revenues		
280-80	Other Expenses		
	Sub-Total Income (b)		
	Total Prior Period (Net) (a-b)		



23 OCT 2020

[Signature]
Chief Officer
Mormugao Municipal Council

MORMUGAO MUNICIPAL COUNCIL
VASCO-DA-GAMA

Income and Expenditure Statement for the period from 01/04/2018 to 31/03/2019

EXPENDITURE	SCHEDULE	Amount	INCOME	SCHEDULE	Amount
Establishment Expenses	1-10	16,48,43,523.00	Tax Revenue	1-1	3,60,68,868.00
Administrative Expenses	1-11	1,43,81,980.00	Assigned Revenues & Compensation	1-2	35,90,367.00
Operations & Maintenance	1-12	71,30,244.00	Rental income from Municipal Properties	1-3	1,73,66,019.00
Interest & Finance Charges	1-13		Fees & User Charges	1-4	6,41,56,964.00
Programme Expenses	1-14	1,81,558.00	Sale & Hire Charges	1-5	2,85,810.00
Revenue Grants, Contributions & Subsidies	1-15		Revenue Grants, Contributions & Subsidies	1-6	1,20,72,887.00
Provisions & Write off	1-16		Income from Investments	1-7	
Miscellaneous Expenses	1-17		Interest Earned	1-8	
Depreciation	1-18		Other Income	1-9	24,04,211.00
Gross surplus			Gross Deficit		5,05,92,179.00
Total		18,65,37,305.00	Total		18,65,37,305.00

As per Books of Accounts



Patil
PATIL MANICKRAO S.
Chartered Accountant
Membership No. 028244

AA
(Agnelo A. Fernandes)
Chief Officer
Mormugao Municipal Council

UDIN - 20026244 AAAAHS 8694